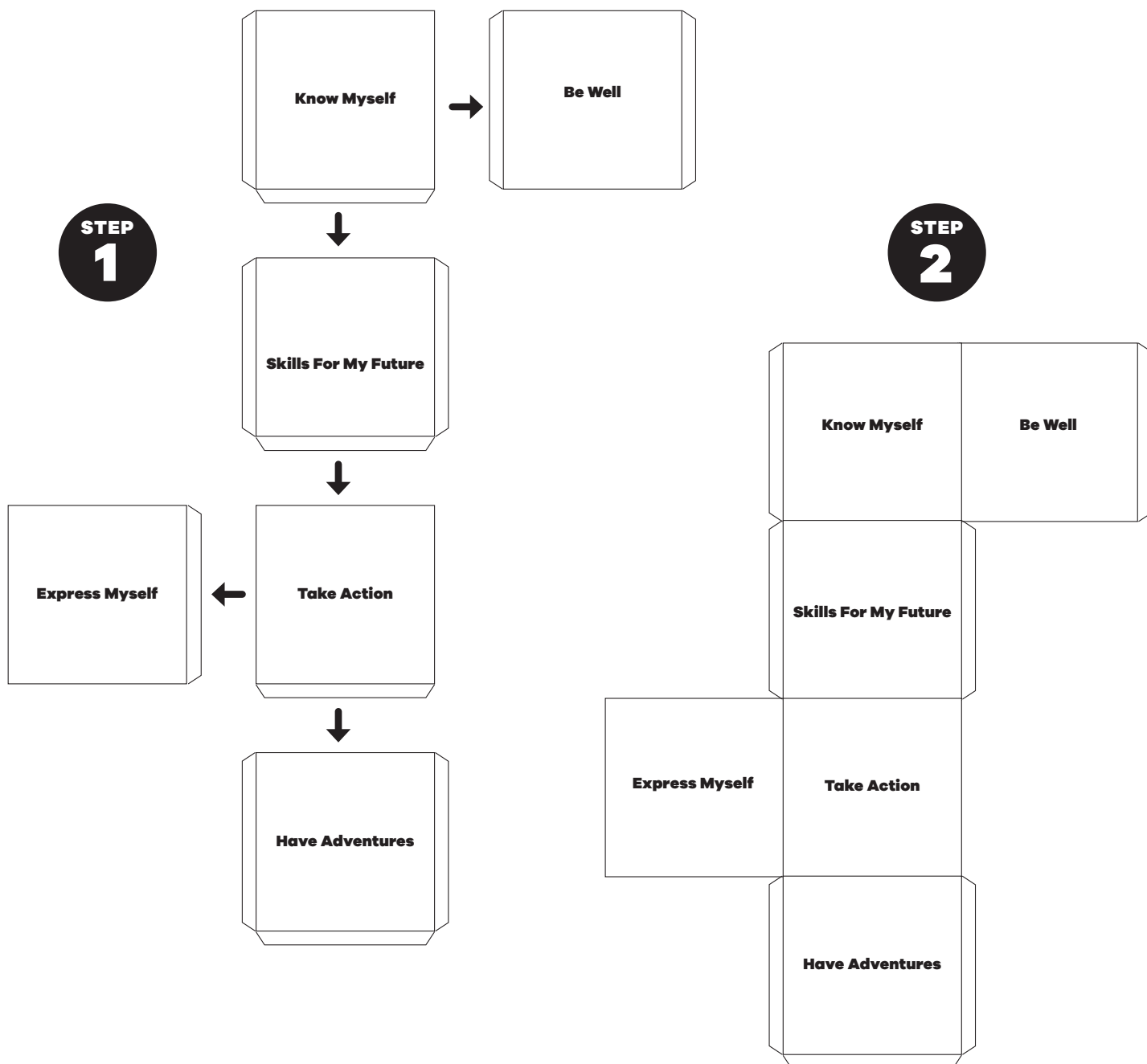


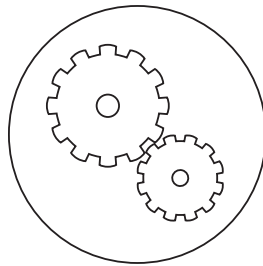
# Theme dice template

## Instructions

1. Get out your pencils, pens and glitter and colour in each side of the dice
2. Cut out the six squares of the dice
3. Arrange the individual squares as shown below
4. Fold over the tabs and glue or stick the tabs to each side
5. Fold into a cube and use the remaining tabs to join it together
6. *Get rolling and think about what these theme names mean to you.*




CULTURE Beliefs Promise  
GUIDING *Friendship* AND  
HISTORY RELATIONSHIPS LAW



Know Myself

VALUES Reflection  
*Self-esteem*  
Confidence RIGHTS

**J**OB S **M E A L** **Life skills**  
**PLANNING**  
*F u t u r e* **INVESTIGATION**  
**LEADERSHIP** *Money and finance*



# Skills For My Future

*Building* **Construction** **DIGITAL**  
**DIY** *Independence* **TOOLS**  
*Business skills*

CONSERVATION Fundraising  
COMMUNITY  
Advocacy SPEAKING OUT Politics  
Ethical Volunteering Influence



## Take Action

Direct action Local Debate  
IMPACT CAMPAIGN  
Issues you care about C h a n g e

EXPLORING *Nature*  
MAPS *Overcoming fears*  
*Campfire* TRAVEL




Have Adventures

Orienteering OUTDOORS  
CAMPING Pioneering  
ACTIVE *Wildlife*

## Theme dice template


Fitness Relax FIRST AID  
STRENGTH wellbeing Emotions  
COOKING Being safe



Be Well

Healthy MOVEMENT care  
Resilience Care for self for others  
NUTRITION Mental health

Opinions Experiment  
Creativity PERFORMANCE  
STORY TELLING COMMUNICATION



Express Myself

*Body language* Imagination  
IDEAS Non-verbal  
communication